


Dalton[®]

I.D. SYSTEMS

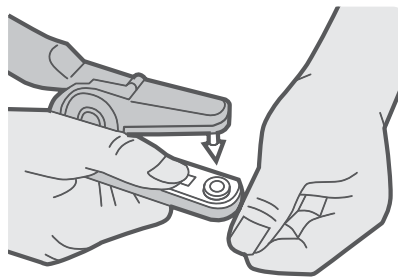
www.daltonid.com

Tagomatic[®]



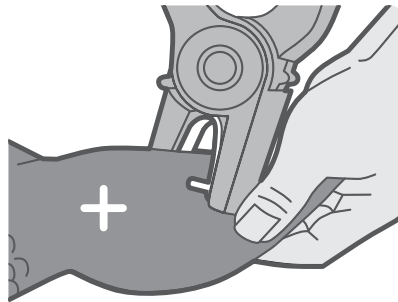
Step one: LOADING APPLICATOR

1. Place both male and female sections of the tag into the correct jaw of the applicator. Ensure that the tag is perfectly lined up by gently closing the pliers until the point of the pin touches the female tag.

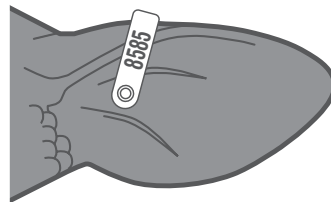


Step two: APPLICATION

2. Place thumb and forefinger close to the area the tag will pierce and apply the tag with a quick punching action. The point should pierce the back of the ear, close to the thumb, leaving the point inside the ear.



3. *After the tag is fitted, check it is clear of the pliers before pulling away. It is then essential to check the tag to allow any flesh that may be caught between the male pin and the female hole to drop out. The tag must be free fitting therefore avoiding any chance of infection or necrosis.*



Ensure that your applicator is not damaged and is in good working order. It is an important precision tool, treat it with care.

INSTRUCTIONS

Successful identification is achieved by paying careful attention to where and how an eartag is applied. With due care, retention rates can be increased considerably. While all eartags are placed at risk every day by fencing and other obstacles, Tagomatics[®] do depend heavily upon their location in the ear.

In general use the tag is placed on the inside of the ear and is protected from snagging or catching by the natural curve of the ear. Tagomatics[®] should be applied according to the pictures shown.

Identification can be achieved with a minimum of fuss and is virtually bloodless. Long term identification is usually essential and careful attention to detail will ensure that each Tagomatics[®] has the chance of high retention.

CUSTOMER SERVICE

In the unlikely event that your applicator is damaged or tags have been damaged in transit, telephone our customer services dept. immediately.

Where we shall do our utmost to solve the problem. Do not proceed with tagging under any circumstances!

Dalton I.D. Systems Ltd, Dalton House, Newtown Road
Henley-on-Thames, Oxon. RG9 1HG, United Kingdom

**For assistance or a
free Catalogue or samples call;
+44 (0) 1491 419 000
or email: info@daltonid.com**